


Monday: Click on the link below to watch the introduction to the day
<https://www.loom.com/share/dbdbd41b5f8e45a291c40dd1e980be2c>

Maths

All activities are now in the accompanying workbooks in your packs or on the website.

Please only follow the stated pages from each lesson.



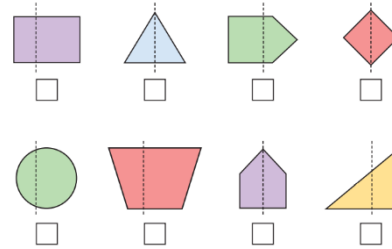
Lesson 1

In today's lesson, we will be looking at how to draw lines of symmetry on to 2D shapes. Have a ruler with you! Click on the pictures to watch a maths song and a recorded lesson. **Complete pages 42 to 45 in your work packs.**



Annie is drawing a vertical line of symmetry on some shapes.

Tick the shapes that have a correct line of symmetry.



Talk to a partner about any mistakes Annie has made.

English

Lesson 1 -
Similes

Click on the link to see Mrs Robinson explain this lesson:

<https://www.loom.com/share/2631c3f31fdc4d6fb3a2aad1e249156f>

The focus of this lesson is to understand what a simile is and how they are used. Work through the Similes PowerPoint. Have a pencil and paper handy because there are some quiz questions to answer at the end.

Activity

Once you have completed the PowerPoint, have a go at the worksheet in your pack. Part 2 of the activity will be used in the following lesson.

Spellings

many
clothes
busy
people
water
again
half
money
Mr
Mrs



Click on the link to watch our
spelling lesson.

<https://www.loom.com/share/e50908ff9a904324aaf163e73ffe48ec>

Science



How are plants' and animals' behaviour affected in Spring?

	<p>Watch the video and then complete the describing spring activity on Purple Mash.</p>
<p>Purple Mash</p> 	<div>  </div> <p>Click on the 2do and write a book review on your favourite book. You can use a book you have read yourself or a one of the stories that the teachers have read.</p>