

W/C 22nd February 2021

Home Learning

Reception



Name:

W/C 22nd February 2021

Week Overview

Follow the link on the website to see your teachers welcoming you to each new school day.


Every day one of your teachers will explain the English lesson to you too! Follow the link on the website. Enjoy!

| Subject | Activity |
|----------------------|--|
| Maths | White Rose Maths Building 9 & 10, Week 1 (Sessions 1 - 5) |
| English | Superworm activities. |
| Art | Design superhero shirt. Use the template at the back or use a physical shirt to design your own superhero t-shirt. |
| Music | Goldilocks song |
| Physical Development | Cutting - Goldilocks PE with Joe Wicks at 9am on Mondays, Wednesdays and Fridays (gross motor development.) |
| Reading | There are e-books available online at Oxford Owl. We have a class logon so that you can access these: Username:rssr Password:RSSR |
| Project | Goldilocks Curriculum Project. This week instead of our usual afternoon activities, we want you to focus on the project we set for you last week based on the story of Goldilocks and the Three Bears. |

W/C 22nd February 2021

Day 1

English



Follow the link on the website to watch Mrs. Ingrouille tell the story!

Can you remember the repeated phrases in the story?

Superworm is super - _____.

Superworm is super - _____.

See him wiggle! See him _____.

Hip hip hooray for _____.

long squirm Superworm strong

Fill in the missing words.

W/C 22nd February 2021

Maths

Please watch the White Rose video (Session 1) and look at the activity. <https://whiterosemaths.com/homelearning/early-years/building-9-10-week-1/>


Draw a picture or write down what you did.



#MathsEveryoneCan



Explore how many different ways you can make 9
Then see how many different ways you can make 10



What do you notice?
Can you spot numerals 9 and 10 in the environment?

W/C 22nd February 2021

Read Write Inc Lesson

You are in Phonics group 1A

Youtube video: Set 1 Speed Sounds

Book level: Pink

Notes

Handwriting practice

a b c d e f g h i j k l m n o p q r
s t u v w x y z

W/C 22nd February 2021

Phonics

| | |
|-------|--|
| Day 1 | <p>Speed Sounds: m, a, s, d, t, i, n, p, g, o, c, k, u, b, f, e, l, h, r, j, v, w, y, z, x.</p> <p>Please ask your child to say each sound (above). Make a note of the sounds they know and share this with their class teacher (for next week's learning).</p> <p>Fred Games: Fred Says (like Simon Says but orally sounding out a word in the instructions)</p> <p>s-i-t down stand u-p h-o-p on one leg bend your kn-ee-s j-u-m-p up and down</p> |
|-------|--|

Art

Watch the Good morning video. It's your turn to design your own superhero T-shirt. You can either find an old shirt to decorate so you can wear it and become a superhero or you can use the template at the back of the booklet if you can't do that at home.



W/C 22nd February 2021

Day 2

English



Now it's time to design your own superhero. Think about what your superhero can do. Perhaps they can fly, shoot rainbows or be invisible. Think of your own ideas.

Draw your superhero here. What will your superhero wear?
Can you label your superhero e.g. arm, leg, head, foot, cape, mask


A large, empty rectangular box with rounded corners and a green border, intended for drawing a superhero.

W/C 22nd February 2021


Maths

Please watch the White Rose video (Session 2) and look at the activity. <https://whiterosemaths.com/homelearning/early-years/building-9-10-week-1/>


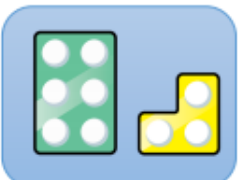
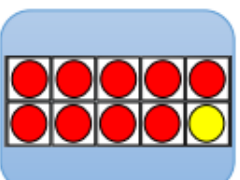



Draw a picture or write down what you found.




#MathsEveryoneCan




Have a look at each card. Does it represent 9 or 10?
Sort the cards into two groups.

| | | |
|--|--|---|
|  |  |  |
|  |  |  |

White Rose Maths



#MathsEveryoneCan



Now make your own cards to represent 9 and 10
Have a go at sorting these cards too.

| | | |
|--|--|--|
| | | |
| | | |

White Rose Maths

W/C 22nd February 2021

Read Write Inc Lesson

You are in Phonics group 1A

Youtube video: Set 1 Speed Sounds

Book level: Pink

Notes

Handwriting practice

a b c d e f g h i j k l m n o p q r
s t u v w x y z

W/C 22nd February 2021

Phonics

| | |
|-------|---|
| Day 2 | <p>Speed Sounds: m, a, s, d, t, i, n, p, g, o, c, k, u, b, f, e, l, h, r, j, v, w, y, z, x. (Practise any sounds your child did not remember.)</p> <p>Fred Games: Fred Food (orally sound out Fred's favourite food)</p> <p>p-ea-s ch-ee-se b-ea-n-s ch-i-p-s b-r-ea-d</p> <p>Learning to Blend - use letter cards, magnetic letters or write the words and practice 'Fred Talking' the sounds and then saying the word: <u>bed</u>, <u>leg</u>, <u>up</u>, <u>dig</u></p> |
|-------|---|

Goldilocks Curriculum Project

Use this afternoon to continue working on your Goldilocks project. Have you drawn a picture of the Bears' cottage?



W/C 22nd February 2021

Day 3 English



Watch the video with someone special.

Can you remember how to write a **SUPER** sentence?

What do you need to remember?

Can you remember how to do Kung Fu punctuation?

Tell your grown up how you can improve these sentences.

mysuperheroisstrong


my superhero is big


My superhero can fly

W/C 22nd February 2021


Maths

Please watch the White Rose video (Session 3) and look at the activity. <https://whiterosemaths.com/homelearning/early-years/building-9-10-week-1/>





#MathsEveryoneCan



Order numerals 1-10

Ask a helper to change something on your number line.
Can you spot the mistake and correct it?

| | | | | |
|----|---|---|---|---|
| 10 | 8 | 1 | q | 4 |
| 5 | 6 | 7 | 2 | 3 |

White Rose Maths

W/C 22nd February 2021

Read Write Inc Lesson

You are in Phonics group 1A

Youtube video: Set 1 Speed Sounds

Book level: Pink

Notes

Handwriting practice

a b c d e f g h i j k l m n o p q r
s t u v w x y z

W/C 22nd February 2021

Phonics

| | |
|-------|--|
| Day 3 | <p>Speed Sounds: m, a, s, d, t, i, n, p, g, o, c, k, u, b, f, e, l, h, r, j, v, w, y, z, x. (Practise any sounds your child did not remember.)</p> <p>Fred Games: Fred Animals (orally sound out Fred's favourite animals)</p> <p>d-o-g c-a-t p-i-g c-ow</p> <p>Learning to Blend - use letter cards, magnetic letters or write the words and practice 'Fred Talking' the sounds and then saying the word: <i>met, had, cup, let</i></p> |
|-------|--|

Goldilocks Curriculum Project


Use this afternoon to continue working on your Goldilocks project. Have you started to make your model? Did you create some characters to go inside your model?



W/C 22nd February 2021

Day 4

English



Watch the video with Mrs. Ingrouille.

Now write a sentence about your superhero that you designed on Monday.

My superhero can _____.

_____.

_____.

_____.

_____.


You can write one or more sentences about your superhero.

W/C 22nd February 2021


Maths

Please watch the White Rose video (Session 4) and look at the activity. <https://whiterosemaths.com/homelearning/early-years/building-9-10-week-1/>


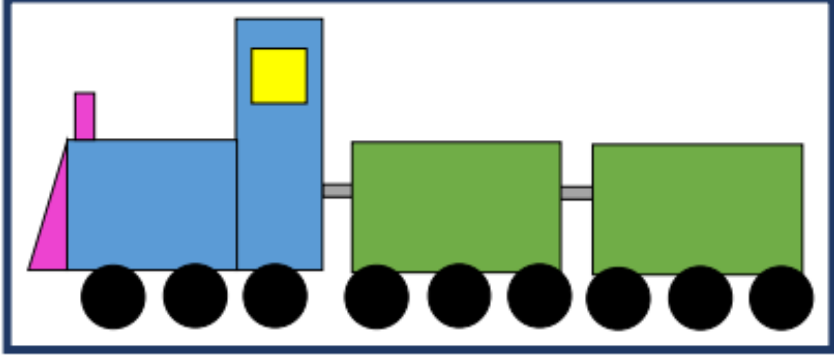
Draw a picture or write down what you did.




#MathsEveryoneCan




Here is Teddy's black dots number 9 picture.
Draw your own number 10 picture using 10 black dots.
Then have a go at drawing another picture, exploring the different ways you can show 10.







#MathsEveryoneCan



Here are 10 black dots.
You could ask a helper to help you to cut them out.



W/C 22nd February 2021

Read Write Inc Lesson

You are in Phonics group 1A

Youtube video: Set 1 Speed Sounds

Book level: Pink

Notes

Handwriting practice

a b c d e f g h i j k l m n o p q r
s t u v w x y z

W/C 22nd February 2021

Phonics

| | |
|-------|---|
| Day 4 | <p>Speed Sounds: m, a, s, d, t, i, n, p, g, o, c, k, u, b, f, e, l, h, r, j, v, w, y, z, x. (Practise any sounds your child did not remember.)</p> <p>Fred Games: Fred Weather (orally sound out Fred's favourite weather)</p> <p>s-u-n s-n-o-w r-ai-n c-l-o-u-d</p> <p>Learning to Blend - use letter cards, magnetic letters or write the words and practice 'Fred Talking' the sounds and then saying the word: <i>fun, log, bed, had</i></p> |
|-------|---|

Music

Listen to the good morning video with Mrs Ingrouille and see if you can learn the words to the Goldilocks song!



W/C 22nd February 2021

Day 5

English

Today we are going to practise our handwriting.

Superworm was very *long*.

Today we are going to practice *long* ladder letters.



Watch the video with Mrs. Tucker to help you.

W/C 22nd February 2021

Maths

Please watch the White Rose video (Session 5) and look at the activity. <https://whiterosemaths.com/homelearning/early-years/building-9-10-week-1/>

Draw a picture or write down what you did.



#MathsEveryoneCan

Play your own game of bingo.

You could use one of these bingo cards or you could make your own by adding your own numerals.

| | | |
|---|---|----|
| 5 | 8 | 9 |
| 7 | 2 | 10 |

White
Rose
Maths

#MathsEveryoneCan

| | | |
|---|---|---|
| 6 | 4 | 9 |
| 1 | 7 | 3 |

White
Rose
Maths

W/C 22nd February 2021



#MathsEveryoneCan




| | | |
|--|--|--|
| | | |
| | | |

White
Rose
Maths



#MathsEveryoneCan



White
Rose
Maths

W/C 22nd February 2021

Read Write Inc Lesson

You are in Phonics group 1A

Youtube video: Set 1 Speed Sounds

Book level: Pink

Notes

Handwriting practice

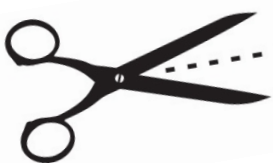
a b c d e f g h i j k l m n o p q r
s t u v w x y z

W/C 22nd February 2021

Phonics

| | |
|-------|--|
| Day 5 | <p>Speed Sounds: m, a, s, d, t, i, n, p, g, o, c, k, u, b, f, e, l, h, r, j, v, w, y, z, x. (Practise any sounds your child did not remember.)</p> <p>Fred Games: Fred's Winter Wardrobe (orally sound out Fred's favourite winter clothes)</p> <p><i>h-a-t</i> <i>c-oa-t</i> <i>s-c-ar-f</i> <i>g-l-o-v-es</i></p> <p>Learning to Blend - use letter cards, magnetic letters or write the words and practice 'Fred Talking' the sounds and then saying the word: <i>get, fat, hit, log</i></p> |
|-------|--|

Physical Development

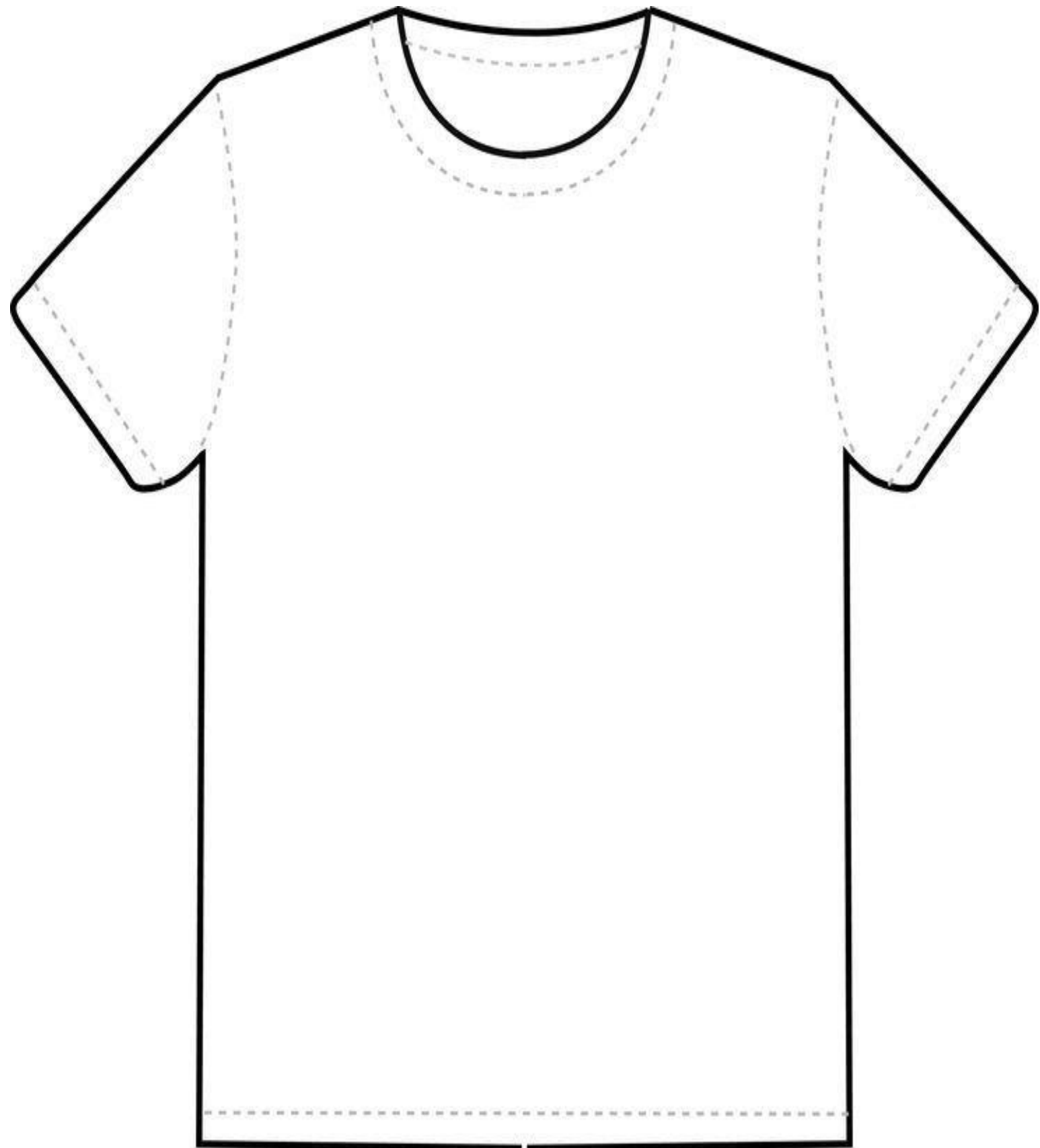


Use the sheets at the back of this pack to practice your cutting skills. Be careful with the scissors and do use them with an adult.

Try to move the sheet with your free hand and keep your scissor hand still. Move slowly and carefully.

W/C 22nd February 2021

Superhero shirt template



W/C 22nd February 2021

Ladder letter family



i i

j j

l l

t t


u u

y y

W/C 22nd February 2021

Cutting Skills Worksheet

Cut around the shapes, but be careful!



Cutting Skills Worksheet

Cut around the shapes, but be careful!

