



## Nursery – Autumn 2 - Theme: Colour and Festivals

### Literacy

We will be exploring a range of texts including 'Brown Bear, Brown Bear, What Do You see?', 'Polar Bear, Polar Bear, What Do You Hear?' and 'Whatever Next'. We will be demonstrating an understanding when talking with others about what we have read. For example, in the role-play area there will be all the props from the story 'Whatever Next' to act it out with our friends.

### Mathematics

We will be counting regularly including in our daily circle time sessions when we count how many children are in our group. We will be looking closely at a die and matching the number of dots to numerals. We will focus on the numbers 1-6 thinking about the different ways we can represent the numbers. For example, showing 4 fingers when we roll a 4 and connecting 4 cubes together to show 4. We will be making a fireworks picture using a variety of shapes. We will be creating a repeated pattern by weaving a bedspread for Mummy in the 'Peace At Last' story.

### Physical Development

As well as having access to the equipment in our Early Years garden to develop our physical skills we will follow an obstacle course from start to finish including the A frame and the slide. We will be developing our fine-motor control through the programme 'WriteDance in Nursery'. We will start to learn the pre-writing shapes we need to develop before we learn to write in a cursive style.

### Communication and Language

We will be introduced to 'Grandma Fantastic' who will teach us new vocabulary such as glittering and scatter in our Fireworks week. In our circle-times, we will be encouraged to use more complex sentences to link our thoughts, for example using 'because'.



### Personal, Social and Emotional Development

We will be introduced to our whole school approach to PSE called 'Jigsaw'. The focus this half term will be on 'Being Me in My World'.

We will be talking about significant events in our own experience, such as fireworks.

### Expressive Arts and Design

**Exploring media and materials:** In 'World Nursery Rhyme Week', we will be learning 5 nursery rhymes off by heart and will be using props when we are singing them and painting our own favourite nursery rhyme characters to name a few activities. We will be making our own shakers and will be given the opportunity to explore musical instruments. We will be encouraged to match the instruments to the sounds of animals. There will be lots of Christmas songs being sung and Christmas activities leading up to the festivities.










**Being imaginative:** We will be creating many firework pictures using neon paints, biodegradable glitter and painting with a watered down black paint over wax-crayon firework representations. We will be creating wintery images for our seasonal display.


### Understanding the World


**The world:** We will be encouraged to talk about why things happen and how things work. An example being, "How do fireworks explode?"



**People and Communities:** We will be talking about special times or events for our family or friends, such as firework's night, Diwal, Christmas and birthdays.


**Technology:** We will continue to use 'PurpleMash'. We will be introduced to the i-pads and creating our own firework picture using a program called '2Paint'. This will give us the opportunity to explore tools such as making the paintbrush thicker and thinner using the required icon.

	<h1 style="text-align: center;">Colour and Festivals</h1>	English / Maths 	New Vocabulary 	CLL 	PSED 	UW 	PD 	CD 
1	 Diwali and Bonfire Night	Writing Firework pictures  <i>Gives meaning to marks they make as they draw, write and paint</i>  Experiments with plastic 2D shapes on black paper.  Challenge children to Create a rocket using shapes.	Explode, glittering and scatter	Talking Circles – Fireworks  <i>Builds up vocabulary that reflects the breadth of their experiences.</i>	Talk about their own experiences – Diwali and Bonfire Night  <i>Remembers and talks about significant events in their own experience.</i>  Being Me in My World Jigsaw lesson 1	Use i-pads – Purple-Mash = Fireworks	Putting on gloves independently and continue to develop skill for pulling up zip on coat	Printing on black paper with neon prints using a variety of resources  Drizzling glue on black paper and adding glitter  Using washing up sponges and neon paints to create fireworks on black paper  Singing – 5 Little Fireworks song
2	 Brown Bear, Brown Bear What Do You See?	Brown Bear story – Guided reading activity, then ask child to draw their favourite animal in their book – using the correct colour  <i>Joins in with repeated refrains and</i>	Gigantic, enormous, huge (referring to brown bear)	Brown Bear, Brown Bear story  <i>Listens to stories with increasing attention and recall.</i>	Working as a group in Guided Reading sessions  Being Me in My World Jigsaw lesson 2	Purple-Mash- Mini Mash-Zoo (click and drag)	Throwing and catching a ball	Painting a picture of one of the Brown Bear, Brown Bear animals

		<p><i>anticipates key events and phrases in rhymes and stories.</i></p> <p><i>Number activities such as numicon plates and objects/numbers</i></p> <p><i>Sometimes matches numeral</i></p>					
3	 <p>Nursery Rhyme Week</p>	<p>Teacher to model writing Old McDonald Had a Farm – create class book. Children to add pictures.</p> <p>5 Little Speckled Frogs</p>	<p>Speckled, spotty, spattered</p>	<p>Where could the bus take us?</p>	<p>Being Me in My World Jigsaw lesson 3</p>	<p>Revise the names of animals – previous learning = Farm 123</p>	<p>Large and small construction – making walls</p> <p>Singing:</p> <p>Wheels On The Bus</p> <p>Five Little Speckled Frogs</p> <p>Hickory Dickory Dock</p> <p>Old MacDonald Had A Farm</p> <p>Miss Polly Had A Dolly</p>

4	 <p>Polar Bear, Polar Bear, What Do You Hear?</p>	<p>Polar Bear, Polar Bear, What Do You Hear?</p> <p><i>Joins in with repeated refrains and anticipates key events and phrases in rhymes and stories.</i> Animals from story = children to put animals in to groups (all the polar bears) and count them and say when there is the same number in each set</p> <p><i>Compares two groups of objects, saying when they have the same number</i></p>	<p>Focus on vocabulary in the story such as fluting (flamingo) and braying (zebra)</p>	<p>Animal sounds (match instruments to animals)</p> <p><i>Children listen attentively in a range of situations.</i></p>	<p>Confident to say which instrument they would use to match the animal</p> <p>Being Me in My World Jigsaw lesson 4</p>	<p>Purple-Mash- Mini Mash-Zoo (click and drag)</p>	<p>Set up an obstacle course outside for children to complete including the A frame and the slide.</p> <p><i>Children show good control and co-ordination in large and small movements.</i></p>	<p>Winter images for Winter display using white, glittery paint on blue paper</p> <p>Use cotton wool buds to create snowflakes.</p>
---	---	---	--	---	---	--	---	---

5	 <p>Peace At Last</p>	<p>Writing name ready for Christmas cards – introduce cursive writing style</p> <p>Teach children how to use objects to sing number rhymes such as 5 green bottles being knocked down.</p> <p><i>Uses some number names accurately in play.</i></p> <p><i>Patterns – bedspread for bears</i></p>	<p>Peaceful, calm and quiet</p>	<p>They answer 'how' questions about their experiences and in response to events – how do you feel when you see fireworks?</p>	<p>Aware of own feelings – talk about night-time feelings in circles</p> <p>Being Me in My World Jigsaw lesson 5</p>	<p>Purple-Mash – 2Paint = Moon</p>	<p>Draws lines and circles using gross motor movements – Write-Dance</p> <p>Dear sun, Dear moon</p> <p>Weaving – bear's bedspread</p>	<p>Wintery images – Printing with sponges, lego, bubble wrap, etc</p>
6	 <p>Space – Whatever Next</p>	<p>Whatever Next</p> <p>Acting out the story using the props</p> <p><i>They demonstrate understanding when talking with others about what they have read</i></p> <p>Number rhymes</p> <p><i>Recites numbers in order to 10</i></p>	<p>Planet, astronaut, spaceship, gravity</p>	<p>Is able to follow directions- Making cheesy moon biscuits</p> <p>NB – dairy intolerant children</p>	<p>'Whatever Next' role-play area</p> <p><i>Can play in a group, extending and elaborating play ideas, e.g. building up a role-play activity with other children</i></p> <p>Being Me in My World Jigsaw lesson 6</p>	<p>Sun and Moon (day and night)</p> <p><i>Talks about why things happen</i></p>	<p>Assessment - Can stand momentarily on one foot when shown.</p>	<p>Painting planets – choosing planet and correct paint colour</p>

7	 <p>Christmas – The Nativity Story</p>	<p>The Christmas Story</p> <p><i>Describes principal characters.</i></p> <p>Writing name for Christmas card insert/drawing self-portrait</p> <p>Number puzzles</p> <p>Numicon Christmas scenes</p> <p><i>Sometimes matches numeral and quantity correctly.</i></p>	<p>Tinsel – sparkly, glittery and shimmering</p>	<p>Is able to follow directions- when copying name and part games</p>	<p>Christmas card collage</p> <p><i>Can select and use activities and resources with help.</i></p> <p>Christmas singing for parents – <b>recorded this year</b></p> <p>They adjust their behaviour to different situations.</p>	<p>Circles - <i>Recognises and describes special times or events for family or friends.</i></p> <p>Special events - Christmas</p>	<p>Christmas card insert</p> <p><i>Can copy some letters, e.g. letters from their name.</i></p> <p>Party Day - games</p> <p><i>Children show good control and co-ordination in large and small movements.</i></p>	<p>Use small world characters when telling the story</p> <p>Exploration of tinsel, baubles, etc...</p> <p><i>Different textures</i></p> <p><i>Making Christmas cards using variety of materials (collage)</i></p> <p>Singing Christmas songs</p> <p>Christmas collages</p>
---	--	--	--	---	---	---	---	--