

W/C 22<sup>nd</sup> February 2021

# Home Learning

## Reception



Name:

W/C 22<sup>nd</sup> February 2021

## Week Overview

Follow the link on the website to see your teachers welcoming you to each new school day.


Every day one of your teachers will explain the English lesson to you too! Follow the link on the website. Enjoy!

Subject	Activity
Maths	White Rose Maths Building 9 & 10, Week 1 (Sessions 1 - 5)
English	Superworm activities.
Art	Design superhero shirt. Use the template at the back or use a physical shirt to design your own superhero t-shirt.
Music	Goldilocks song
Physical Development	Cutting - Goldilocks PE with Joe Wicks at 9am on Mondays, Wednesdays and Fridays (gross motor development.)
Reading	There are e-books available online at Oxford Owl. We have a class logon so that you can access these: Username:rssr Password:RSSR
Project	<b>Goldilocks Curriculum Project.</b> This week instead of our usual afternoon activities, we want you to focus on the project we set for you last week based on the story of Goldilocks and the Three Bears.

W/C 22<sup>nd</sup> February 2021

Day 1

English



Follow the link on the website to watch Mrs. Ingrouille tell the story!

Can you remember the repeated phrases in the story?

Superworm is super - \_\_\_\_\_.

Superworm is super - \_\_\_\_\_.

See him wiggle! See him \_\_\_\_\_.

Hip hip hooray for \_\_\_\_\_.

long squirm Superworm strong

Fill in the missing words.

W/C 22<sup>nd</sup> February 2021

## Maths

Please watch the White Rose video (Session 1) and look at the activity. <https://whiterosemaths.com/homelearning/early-years/building-9-10-week-1/>


Draw a picture or write down what you did.



#MathsEveryoneCan



Explore how many different ways you can make 9  
Then see how many different ways you can make 10



What do you notice?  
Can you spot numerals 9 and 10 in the environment?

W/C 22<sup>nd</sup> February 2021

## Read Write Inc Lesson

You are in Phonics group Green

Youtube video: Set 2 Speed Sounds

Book level: Green

Notes

---

---

---

---

## Handwriting practice

a b c d e f g h i j k l m n o p q r  
s t u v w x y z

---

---

---

---

---

---

W/C 22<sup>nd</sup> February 2021

## Phonics

Day 1	<p><b>Speed Sounds:</b> Set 1 sounds. Practise any sounds your child did not remember.</p> <p>Revise Set 2 Special Friend sound - 'ay'</p> <p><b>Reading:</b> spray, day, say, play, may, way, chop, box, quiz, six, sing Can you spot the special friends?</p> <p><b>Spelling:</b> spray, day, play, chop, say, box</p> <p>Learn/revise Red Words (tricky words): he, your, of, my, the, I, no</p>
-------	---

## Art

Watch the Good morning video. It's your turn to design your own superhero T-shirt. You can either find an old shirt to decorate so you can wear it and become a superhero or you can use the template at the back of the booklet if you can't do that at home.



W/C 22<sup>nd</sup> February 2021


Day 2

English



Now it's time to design your own superhero. Think about what your superhero can do. Perhaps they can fly, shoot rainbows or be invisible. Think of your own ideas.

Draw your superhero here. What will your superhero wear?  
Can you label your superhero e.g. arm, leg, head, foot, cape, mask






W/C 22<sup>nd</sup> February 2021


## Maths

Please watch the White Rose video (Session 2) and look at the activity. <https://whiterosemaths.com/homelearning/early-years/building-9-10-week-1/>


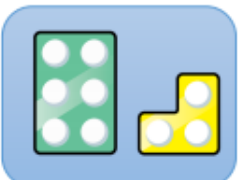
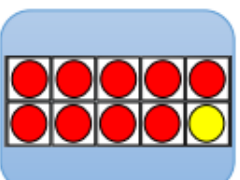



Draw a picture or write down what you found.




### #MathsEveryoneCan




Have a look at each card. Does it represent 9 or 10?  
Sort the cards into two groups.

White Rose Maths



### #MathsEveryoneCan



Now make your own cards to represent 9 and 10  
Have a go at sorting these cards too.


White Rose Maths



W/C 22<sup>nd</sup> February 2021

## Read Write Inc Lesson

You are in Phonics group Green

Youtube video: Set 2 Speed Sounds

Book level: Green

Notes

---

---

---

---

## Handwriting practice

a b c d e f g h i j k l m n o p q r  
s t u v w x y z

---

---

---

---

---

---

W/C 22<sup>nd</sup> February 2021

## Phonics

Day 2	<p><i>Speed Sounds:</i> Set 1 sounds. Practise any sounds your child did not remember.</p> <p>Revise Set 2 Special Friend sound - 'ee'</p> <p><i>Reading:</i> three, green, see, sleep, been, seen Can you spot the special friends?</p> <p><i>Spelling:</i> green, been, seen, frog, see, test</p> <p><i>Write Red Words (tricky words):</i> he, your, of, my, the, I, no</p>
-------	--


## Goldilocks Curriculum Project

Use this afternoon to continue working on your Goldilocks project. Have you drawn a picture of the Bears' cottage?



W/C 22<sup>nd</sup> February 2021

## Day 3 English



Watch the video with someone special.

Can you remember how to write a **SUPER** sentence?

What do you need to remember?

Can you remember how to do Kung Fu punctuation?

Tell your grown up how you can improve these sentences.

*mysuperheroisstrong*


*my superhero is big*


*My superhero can fly*

W/C 22<sup>nd</sup> February 2021


## Maths

Please watch the White Rose video (Session 3) and look at the activity. <https://whiterosemaths.com/homelearning/early-years/building-9-10-week-1/>





# #MathsEveryoneCan



Order numerals 1-10

Ask a helper to change something on your number line.  
Can you spot the mistake and correct it?

10	8	1	9	4
5	6	7	2	3

White Rose Maths

W/C 22<sup>nd</sup> February 2021

## Read Write Inc Lesson

You are in Phonics group Green

Youtube video: Set 2 Speed Sounds

Book level: Green

Notes

---

---

---

---

## Handwriting practice

a b c d e f g h i j k l m n o p q r  
s t u v w x y z

---

---

---

---

---

---

W/C 22<sup>nd</sup> February 2021

## Phonics

Day 3	<p><b>Speed Sounds:</b> Set 1 sounds. Practise any sounds your child did not remember.</p> <p>Revise Set 2 Special Friend sound - 'igh'</p> <p><b>Reading:</b> <i>fright, might, bright, high, light, night</i> Can you spot the special friends?</p> <p><b>Spelling:</b> <i>bright, light, fright, quit, night, spray</i></p> <p><b>Reading:</b> Read your Green school reading book or a Green e-book on Oxford Owl. Remember you can read each book more than once. Look at the speed sounds and green/red storybook words at the beginning before reading and the questions and star checklist afterwards.</p>
-------	--

## Goldilocks Curriculum Project


Use this afternoon to continue working on your Goldilocks project. Have you started to make your model? Did you create some characters to go inside your model?



W/C 22<sup>nd</sup> February 2021

Day 4

English



Watch the video with Mrs. Ingrouille.

Now write a sentence about your superhero that you designed on Monday.

My superhero can \_\_\_\_\_.

\_\_\_\_\_.

\_\_\_\_\_.

\_\_\_\_\_.

\_\_\_\_\_.

You can write one or more sentences about your superhero.





W/C 22<sup>nd</sup> February 2021

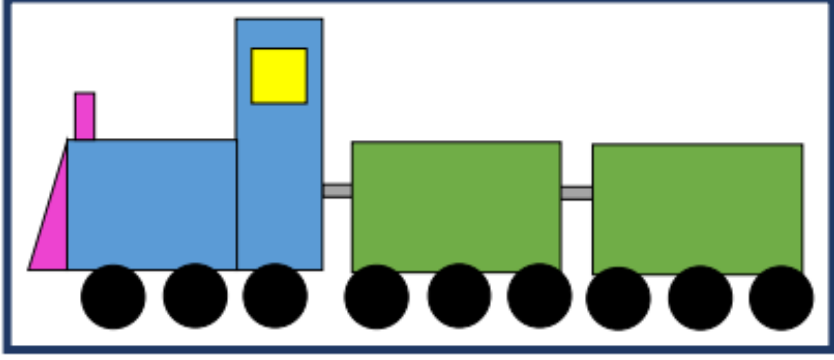
## Maths

Please watch the White Rose video (Session 4) and look at the activity. <https://whiterosemaths.com/homelearning/early-years/building-9-10-week-1/>



Draw a picture or write down what you did.

#MathsEveryoneCan


Here is Teddy's black dots number 9 picture.  
Draw your own number 10 picture using 10 black dots.  
Then have a go at drawing another picture, exploring the different ways you can show 10.



White  
Rose  
Maths

#MathsEveryoneCan

Here are 10 black dots.  
You could ask a helper to help you to cut them out.



White  
Rose  
Maths

W/C 22<sup>nd</sup> February 2021

## Read Write Inc Lesson

You are in Phonics group Green

Youtube video: Set 2 Speed Sounds

Book level: Green

Notes

---

---

---

---

## Handwriting practice

a b c d e f g h i j k l m n o p q r  
s t u v w x y z

---

---

---

---

---

---

W/C 22<sup>nd</sup> February 2021

## Phonics

Day 4	<p><b>Speed Sounds:</b> Set 1 sounds. Practise any sounds your child did not remember.</p> <p>Revise Set 2 Special Friend sound - 'ow'</p> <p><b>Reading:</b> know, show, snow, blow, low, slow, stamp, fright, may, gran, chat, Can you spot the special friends?</p> <p><b>Spelling:</b> show, low, blow, stamp, snow, may</p> <p><b>Reading:</b> Read your Green school reading book or a Green e-book on Oxford Owl.</p>
-------	--

## Music

Listen to the good morning video with Mrs Ingrouille and see if you can learn the words to the Goldilocks song!



W/C 22<sup>nd</sup> February 2021

Day 5

English

Today we are going to practise our handwriting.

Superworm was very *long*.

Today we are going to practice *long* ladder letters.

Watch the video with Mrs. Tucker to help you.

---

---

---

---

---

---

---

---

---



---

W/C 22<sup>nd</sup> February 2021

## Maths

Please watch the White Rose video (Session 5) and look at the activity. <https://whiterosemaths.com/homelearning/early-years/building-9-10-week-1/>

Draw a picture or write down what you did.



#MathsEveryoneCan

Play your own game of bingo.

You could use one of these bingo cards or you could make your own by adding your own numerals.

5	8	9
7	2	10

White  
Rose  
Maths

#MathsEveryoneCan

6	4	9
1	7	3

White  
Rose  
Maths

W/C 22<sup>nd</sup> February 2021




#MathsEveryoneCan




White  
Rose  
Maths



#MathsEveryoneCan



White  
Rose  
Maths

W/C 22<sup>nd</sup> February 2021

## Read Write Inc Lesson

You are in Phonics group Green

Youtube video: Set 2 Speed Sounds

Book level: Green

Notes

---

---

---

---

## Handwriting practice

a b c d e f g h i j k l m n o p q r  
s t u v w x y z

---

---

---

---

---

---

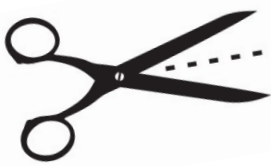


W/C 22<sup>nd</sup> February 2021

## Phonics

Day 5	<p>Speed Sounds: All Set 1 Sounds, including Special Friends: <i>sh, th, ch, qu, ng, nk</i>.</p> <p>Revise the new Set 2 Special Friends: <i>ay, ee, igh, ow</i></p> <p>Write a sentence using the Red Words you know and the Set 2 Special Friends you revised this week. For example: <i>He can see the light.</i></p>
-------	--

## Physical Development

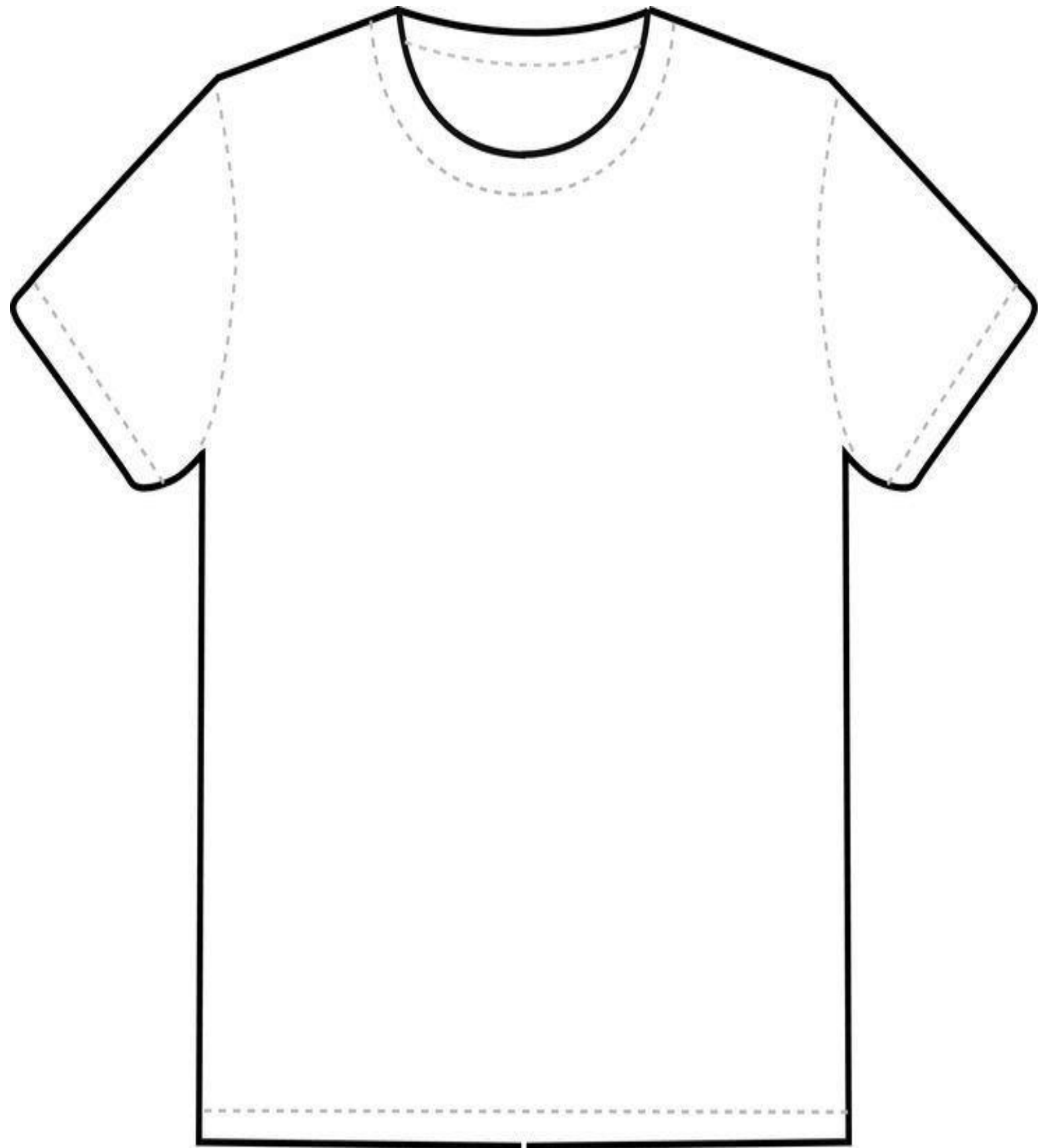


Use the sheets at the back of this pack to practice your cutting skills. Be careful with the scissors and do use them with an adult.

Try to move the sheet with your free hand and keep your scissor hand still. Move slowly and carefully.

W/C 22<sup>nd</sup> February 2021

*Superhero shirt template*



W/C 22<sup>nd</sup> February 2021

Ladder letter family



i i

h h

l l

t t


u u

y y

W/C 22<sup>nd</sup> February 2021

## Cutting Skills Worksheet

Cut around the shapes, but be careful!



## Cutting Skills Worksheet

Cut around the shapes, but be careful!

