

W/C 1<sup>st</sup> March 2021

# Home Learning

## Reception



Name:

W/C 1<sup>st</sup> March 2021

## Week Overview

Follow the link on the website to see your teachers welcoming you to each new school day and explaining your English lesson to you. There will be one link each day this week. Enjoy!

Subject	Activity
Maths	White Rose Maths Building 9 & 10, Week 2 (Sessions 1 - 5)
English	Superhero activities.
ICT	Superhero cape creating.
Physical Development	Counting with superman. PE with Joe Wicks at 9am on Mondays, Wednesdays and Fridays (gross motor development.)
Reading	There are e-books available online at Oxford Owl. We have a class logon so that you can access these: Username:rssr Password:RSSR
Goldilocks project	Please take time to carry on with your activities and work on your project for Goldilocks and the three bears.
World Book Day	Watch the additional videos your teachers have made for you reading their favourite stories. If you would like to, have a go at the World Book Day activities within the booklet.

W/C 1<sup>st</sup> March 2021

# Day 1

## English

Follow the link on the website to watch Mrs. Green tell you which Superheroes have written you a letter!

Design your 'trap for baddies' here:




A large, empty rectangular box with rounded corners and a thin blue border, intended for drawing a 'trap for baddies'.


## Maths

Please watch the White Rose video (Session 1) and look at the activity. <https://whiterosemaths.com/homelearning/early-years/building-9-10-week-2/>

Draw a picture or write down what you did.



### #MathsEveryoneCan



Sing a rhyme that counts backwards, such as ten in the bed.  
Use 10 toys to act out the rhyme as you sing.  
Then order the numerals from 10 counting backwards to 1

10	5	1	7	4
8	6	9	2	3

White Rose Maths

W/C 1<sup>st</sup> March 2021

## Read Write Inc Lesson

You are in Phonics group 1B

Youtube video: Set 1 Speed Sounds

Book level: Pink

Notes

---

---

---

---

## Handwriting practice

a b c d e f g h i j k l m n o p q r  
s t u v w x y z

---

---

---

---

---

---

W/C 1<sup>st</sup> March 2021

## Phonics

Day 1	<p><b>Speed Sounds:</b> m, a, s, d, t, i, n, p, g, o, c, k, u, b, f, e, l, h, r, j, v, w, y, z, x. Practise any sounds your child does not remember.</p> <p><b>Revise reading and writing:</b> g, o</p> <p><b>Learning to Blend</b> - use letter cards, magnetic letters or write the words and practice 'Fred Talking' the sounds and then saying the word: <b>hen, lip, fan, met</b></p>
-------	--------------------------------------------------------------------------------------------------------------------------------------------------------------------------------------------------------------------------------------------------------------------------------------------------------------------------------------------------------------------------------------------

## Goldilocks Curriculum Project

Use this afternoon to continue working on your Goldilocks project. Can you remember the story? Have you tried to retell it and make up a different version?



W/C 1<sup>st</sup> March 2021

## Day 2

### English

Watch Mrs Ingrouille's video to find out who has sent you an email!

Learn about instructions with Grandma Fantastic and play a game.

Instruction

Sequence

Bossy



Play a game with someone at home - you will need to listen very carefully to the instructions!



(See the Listen and Colour sheets at the back of this pack.)

W/C 1<sup>st</sup> March 2021

## Maths

Please watch the White Rose video (Session 2) and look at the activity. <https://whiterosemaths.com/homelearning/early-years/building-9-10-week-2/>

Draw a picture or write down what you found.

#MathsEveryoneCan

Grab a handful of objects. How many do you have?  
Ask a friend to grab a handful too.

1	2	3	4	5	6	7	8	9	10
---	---	---	---	---	---	---	---	---	----

If your friend has more than you, how many could they have?  
If your friend has fewer than you, how many could they have?

Use the number track to talk about which numbers are smaller and which are greater.

White  
Rose  
Maths

W/C 1<sup>st</sup> March 2021

## Read Write Inc Lesson

You are in Phonics group 1B

Youtube video: Set 1 Speed Sounds

Book level: Pink

Notes

---

---

---

---

## Handwriting practice

a b c d e f g h i j k l m n o p q r  
s t u v w x y z

---

---

---

---

---

---

W/C 1<sup>st</sup> March 2021

## Phonics

Day 2	<p><b>Speed Sounds:</b> m, a, s, d, t, i, n, p, g, o, c, k, u, b, f, e, l, h, r, j, v, w, y, z, x. Practise any sounds your child does not remember.</p> <p><b>Revise reading and writing:</b> c, k</p> <p><b>Learning to Blend</b> - use letter cards, magnetic letters or write the words and practice 'Fred Talking' the sounds and then saying the word: wet, jog, yum, fat</p>
-------	-------------------------------------------------------------------------------------------------------------------------------------------------------------------------------------------------------------------------------------------------------------------------------------------------------------------------------------------------------------------------------------


## ICT

Have you finished all your purple mash to dos?  
Can you create anything else wonderful for us to see?



## Day 3 English


Watch the video with Mrs Tucker - can you help her sort out the muddled up instructions?



Serve with lemon  
and sugar.



Add flour, egg and  
milk to a bowl.



Whisk together  
ingredients.





Cook the mixture  
in a frying pan.





# Maths

Please watch the White Rose video (Session 3) and look at the activity. <https://whiterosemaths.com/homelearning/early-years/building-9-10-week-2/>



#MathsEveryoneCan


Roll the dice. What number have you landed on? This will go in the middle.  
For example, if you land on 4, the number 4 will go in the middle group.

fewer


4







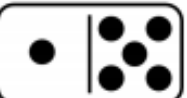









more


Then sort your dominoes into:

- dominoes that show 4
- dominoes that have fewer than 4 spots
- dominoes that have more than 4 spots




#MathsEveryoneCan




W/C 1<sup>st</sup> March 2021

## Read Write Inc Lesson

You are in Phonics group 1B

Youtube video: Set 1 Speed Sounds

Book level: Pink

Notes

---

---

---

---

## Handwriting practice

a b c d e f g h i j k l m n o p q r  
s t u v w x y z

---

---

---

---

---

---

W/C 1<sup>st</sup> March 2021


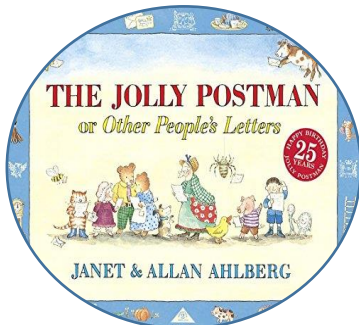
## Phonics

Day 3	<p><b>Speed Sounds:</b> m, a, s, d, t, i, n, p, g, o, c, k, u, b, f, e, l, h, r, j, v, w, y, z, x. Practise any sounds your child does not remember.</p> <p><b>Revise reading and writing:</b> u, b</p> <p><b>Learning to Blend</b> - use letter cards, magnetic letters or write the words and practice 'Fred Talking' the sounds and then saying the word: <b>run, jet, yap, hit</b></p>
-------	--------------------------------------------------------------------------------------------------------------------------------------------------------------------------------------------------------------------------------------------------------------------------------------------------------------------------------------------------------------------------------------------

## Reading at Home

Your teachers have read their favourite books to you for 'World Book Day.'

Do you have a favourite story at home? Share it with your grown up. Why is it your favourite story? Talk to your adult about your favourite parts of the story. Perhaps you could try and read parts of the story yourself using your phonics skills!



W/C 1<sup>st</sup> March 2021

## Day 4

### English

Watch the video and play a listening game with Mrs Green. You will need a pencil and piece of paper.



Now it's time to write the instructions for your trap for baddies. Remember to put them in the correct order and start each one with a 'bossy' word.

---

---

---

---

---

---

---

---



---

---

# Maths

Please watch the White Rose video (Session 4) and look at the activity. <https://whiterosemaths.com/homelearning/early-years/building-9-10-week-2/>



Draw a picture or write down what you did.

#MathsEveryoneCan

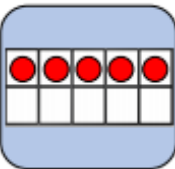
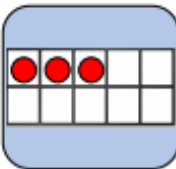
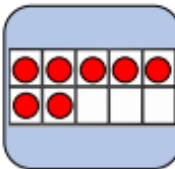
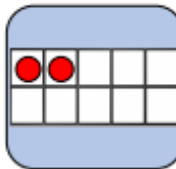
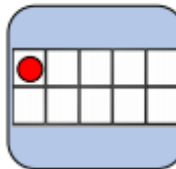
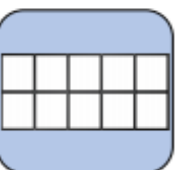
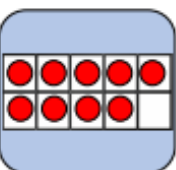
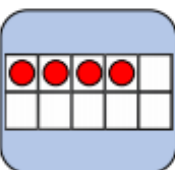
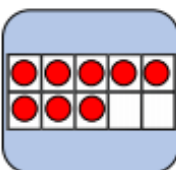
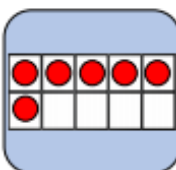
Place the numerals 1-10 around the room.

10	5	1	7	4
8	6	9	2	3

White Rose Maths

#MathsEveryoneCan

Turn over one card. What number is shown on the ten frame?  
How many more counters would you need to make 10?  
Go and find that numeral as quickly as you can.

White Rose Maths

W/C 1<sup>st</sup> March 2021

## Read Write Inc Lesson

You are in Phonics group 1B

Youtube video: Set 1 Speed Sounds

Book level: Pink

Notes

---

---

---

---

## Handwriting practice

a b c d e f g h i j k l m n o p q r  
s t u v w x y z

---

---

---

---

---

---


W/C 1<sup>st</sup> March 2021

## Phonics

Day 4	<p><b>Speed Sounds:</b> m, a, s, d, t, i, n, p, g, o, c, k, u, b, f, e, l, h, r, j, v, w, y, z, x. Practise any sounds your child does not remember.</p> <p><b>Revise reading and writing:</b> f, e</p> <p><b>Learning to Blend</b> - use letter cards, magnetic letters or write the words and practice 'Fred Talking' the sounds and then saying the word: <i>rat, vet, win, fun</i></p>
-------	--------------------------------------------------------------------------------------------------------------------------------------------------------------------------------------------------------------------------------------------------------------------------------------------------------------------------------------------------------------------------------------------

## World Book Day

Today is World Book Day! Let's celebrate books together! You can complete some activities found at the back of the booklet or perhaps you could dress up as your favourite character from a story!



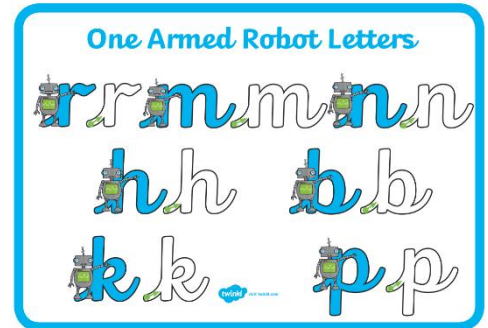
W/C 1<sup>st</sup> March 2021

Day 5

English

Today we are going to practise our handwriting.

Watch Mrs. Ingrouille's video to learn how to form each letter.



---

---

---

---

---

---

---

---

---

---

W/C 1<sup>st</sup> March 2021

## Maths

Please watch the White Rose video (Session 5) and look at the activity. <https://whiterosemaths.com/homelearning/early-years/building-9-10-week-2/>

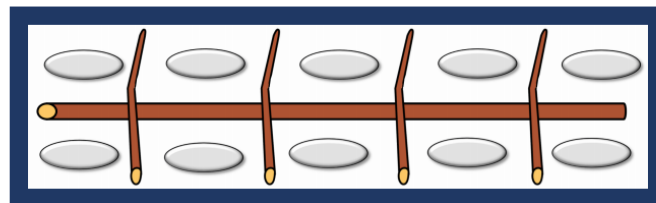
Draw a picture or write down what you did.



#MathsEveryoneCan



Ask a helper to hide 10 objects.  
Make a giant ten frame on the floor.  
You could use sticks, masking tape or even chalk outside.



Go on a hunt to find the objects.  
As you find the objects, put them in your ten frame.  
How many have you found so far?  
How many more do you need to find?

W/C 1<sup>st</sup> March 2021

## Read Write Inc Lesson

You are in Phonics group 1B

Youtube video: Set 1 Speed Sounds

Book level: Pink

Notes

---

---

---

---

## Handwriting practice

a b c d e f g h i j k l m n o p q r  
s t u v w x y z

---

---

---

---

---

---

# Phonics

<p>Day 5</p>	<p><i>Speed write: say the sounds (below) to your child and then they write down what you have said. Show them the sound afterwards so that they can check their own work.</i></p> <p><i>g, o, c, k, u, b, f, e</i></p>
--------------	-------------------------------------------------------------------------------------------------------------------------------------------------------------------------------------------------------------------------

## World Book Day Activities

### Make Your Own Books

You can make fantastic books from just single sheets of paper. Here are four ideas, ranging from simple to complex for pupils from Foundation to KS4.

**Basic folding for all books**

1 In the landscape position fold paper in half.

2 Fold in half again.

3 Open this fold.

4 With the fold at the top fold downwards in half.

5 Open the sheet.

6 You have eight rectangles.

**CONTENT IDEA**

On each of the six pages, children can draw and caption a friend or member of their family.

© Paul Johnson

These fantastic book-making ideas have been created exclusively for World Book Day by Paul Johnson. Paul is director of the Book Art Project, the main aim of which is raising standards of writing through the book arts.

Details about his INSET courses for teachers, workshops for children and publications can be found at: [bookart.co.uk](http://bookart.co.uk), or contact him directly at [pauljohnson@bookart.co.uk](mailto:pauljohnson@bookart.co.uk)

1

### Make Your Own Books

**FOUNDATION**

**Make a SIX-PAGE BOOK: *My Friends and Family***

Using A4 paper follow the instructions for the basic folding on p.1.

1 Fold the open sheet in half to A5. On the folded edge draw a line to the middle crease.

2 Teaching simple scissor-cutting skills: children hold the paper with the fold touching their tummies. Help them cut the pencil-drawn line.

3 Open the whole sheet.

4 Fold in half lengthways.

5 Push the left and right edges inwards. A box will appear in the middle.

6 Push to a cross.

7 Fold down to a six-page book.

**CONTENT IDEA**

On each of the six pages, children can draw and caption a friend or member of their family.

© Paul Johnson


Find more of Paul Johnson's great book-making ideas at [worldbookday.com/resources](http://worldbookday.com/resources) or [bookart.co.uk](http://bookart.co.uk)

2

W/C 1<sup>st</sup> March 2021

# Book Cover Design

Design a new cover for your favourite book.




# World Book Day Scavenger Hunt

Choose some of your favourite books. Then, look in the books for the items below. Tick the boxes when you find them.



witch



fish



teddy  
bear



frog



pond



castle



elephant



jungle



king



magic  
wand




How many of the items did you find?



W/C 1<sup>st</sup> March 2021

## *Listen and Colour Activity*

### **Drawing sheet**



## *Listen and Colour Activity*

# Instruction sheet

1. Draw a line under the circle.
2. Draw a star next to the triangle.
3. Put blue dots on the square.
4. Draw a line above the star.
5. Colour the heart green and yellow.
6. Draw a cross above the arrow.
7. Draw a square under the moon.