

W/C 1st March 2021

Home Learning

Reception



Name:

W/C 1st March 2021

Week Overview

Follow the link on the website to see your teachers welcoming you to each new school day and explaining your English lesson to you. There will be one link each day this week. Enjoy!

Subject	Activity
Maths	White Rose Maths Building 9 & 10, Week 2 (Sessions 1 - 5)
English	Superhero activities.
ICT	Superhero cape creating.
Physical Development	Counting with superman. PE with Joe Wicks at 9am on Mondays, Wednesdays and Fridays (gross motor development.)
Reading	There are e-books available online at Oxford Owl. We have a class logon so that you can access these: Username:rssr Password:RSSR
Goldilocks project	Please take time to carry on with your activities and work on your project for Goldilocks and the three bears.
World Book Day	Watch the additional videos your teachers have made for you reading their favourite stories. If you would like to, have a go at the World Book Day activities within the booklet.

W/C 1st March 2021

Day 1

English

Follow the link on the website to watch Mrs. Green tell you which Superheroes have written you a letter!

Design your 'trap for baddies' here:




A large, empty rounded rectangle with a blue border, intended for drawing a 'trap for baddies'.

W/C 1st March 2021


Maths

Please watch the White Rose video (Session 1) and look at the activity. <https://whiterosemaths.com/homelearning/early-years/building-9-10-week-2/>

Draw a picture or write down what you did.



#MathsEveryoneCan



Sing a rhyme that counts backwards, such as ten in the bed.
Use 10 toys to act out the rhyme as you sing.
Then order the numerals from 10 counting backwards to 1

10	5	1	7	4
8	6	9	2	3

White Rose Maths

W/C 1st March 2021

Read Write Inc Lesson

You are in Phonics group 1A

Youtube video: Set 1 Speed Sounds

Book level: Pink

Notes

Handwriting practice

a b c d e f g h i j k l m n o p q r
s t u v w x y z

W/C 1st March 2021

Phonics

Day 1	<p>Speed Sounds: m, a, s, d, t, i, n, p, g, o, c, k, u, b, f, e, l, h, r, j, v, w, y, z, x. Practise any sounds your child does not remember.</p> <p>Fred Games: Fred Says - Body Parts: <i>head, nose, leg, chin</i></p> <p>Learning to Blend - use letter cards, magnetic letters or write the words and practice 'Fred Talking' the sounds and then saying the word: <i>hen, lip, fan, met</i></p>
-------	--

Goldilocks Curriculum Project

Use this afternoon to continue working on your Goldilocks project. Can you remember the story? Have you tried to retell it and make up a different version?



W/C 1st March 2021

Day 2

English

Watch Mrs Ingrouille's video to find out who has sent you an email!

Learn about instructions with Grandma Fantastic and play a game.

Instruction

Sequence

Bossy



Play a game with someone at home - you will need to listen very carefully to the instructions!



(See the Listen and Colour sheets at the back of this pack.)

W/C 1st March 2021

Maths

Please watch the White Rose video (Session 2) and look at the activity. <https://whiterosemaths.com/homelearning/early-years/building-9-10-week-2/>

Draw a picture or write down what you found.

#MathsEveryoneCan

Grab a handful of objects. How many do you have?
Ask a friend to grab a handful too.

1	2	3	4	5	6	7	8	9	10
---	---	---	---	---	---	---	---	---	----

If your friend has more than you, how many could they have?
If your friend has fewer than you, how many could they have?

Use the number track to talk about which numbers are smaller and which are greater.

White
Rose
Maths

W/C 1st March 2021

Read Write Inc Lesson

You are in Phonics group 1A

Youtube video: Set 1 Speed Sounds

Book level: Pink

Notes

Handwriting practice

a b c d e f g h i j k l m n o p q r
s t u v w x y z

W/C 1st March 2021

Phonics

Day 2	<p>Speed Sounds: m, a, s, d, t, i, n, p, g, o, c, k, u, b, f, e, l, h, r, j, v, w, y, z, x. Practise any sounds your child does not remember.</p> <p>Fred Games: Fred Says - Actions: <i>hop, sing, run, nap</i></p> <p>Learning to Blend - use letter cards, magnetic letters or write the words and practice 'Fred Talking' the sounds and then saying the word: <i>wet, jog, yum, fat</i></p>
-------	---


ICT

Have you finished all your purple mash to dos?
Can you create anything else wonderful for us to see?



Day 3 English


Watch the video with Mrs Tucker - can you help her sort out the muddled up instructions?



Serve with lemon
and sugar.



Add flour, egg and
milk to a bowl.



Whisk together
ingredients.





Cook the mixture
in a frying pan.





Maths

Please watch the White Rose video (Session 3) and look at the activity. <https://whiterosemaths.com/homelearning/early-years/building-9-10-week-2/>



#MathsEveryoneCan


Roll the dice. What number have you landed on? This will go in the middle.
For example, if you land on 4, the number 4 will go in the middle group.

fewer


4







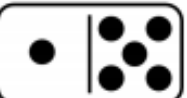









more


Then sort your dominoes into:

- dominoes that show 4
- dominoes that have fewer than 4 spots
- dominoes that have more than 4 spots




#MathsEveryoneCan




W/C 1st March 2021

Read Write Inc Lesson

You are in Phonics group 1A

Youtube video: Set 1 Speed Sounds

Book level: Pink

Notes

Handwriting practice

a b c d e f g h i j k l m n o p q r
s t u v w x y z

W/C 1st March 2021


Phonics

Day 3	<p>Speed Sounds: m, a, s, d, t, i, n, p, g, o, c, k, u, b, f, e, l, h, r, j, v, w, y, z, x. Practise any sounds your child does not remember.</p> <p>Fred Games: Fred Says - Colours: pink, red, grey, blue</p> <p>Learning to Blend - use letter cards, magnetic letters or write the words and practice 'Fred Talking' the sounds and then saying the word: run, jet, yap, hit</p>
-------	---

Reading at Home

Your teachers have read their favourite books to you for 'World Book Day.'

Do you have a favourite story at home? Share it with your grown up. Why is it your favourite story? Talk to your adult about your favourite parts of the story. Perhaps you could try and read parts of the story yourself using your phonics skills!



W/C 1st March 2021

Day 4

English

Watch the video and play a listening game with Mrs Green. You will need a pencil and piece of paper.





Now it's time to write the instructions for your trap for baddies. Remember to put them in the correct order and start each one with a 'bossy' word.

Maths


Please watch the White Rose video (Session 4) and look at the activity. <https://whiterosemaths.com/homelearning/early-years/building-9-10-week-2/>



Draw a picture or write down what you did.


#MathsEveryoneCan


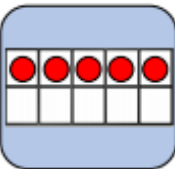
Place the numerals 1-10 around the room.

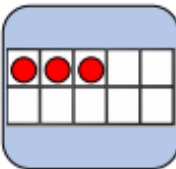
10	5	1	7	4
8	6	9	2	3

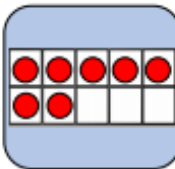


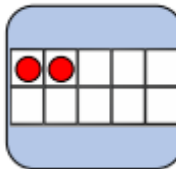

#MathsEveryoneCan


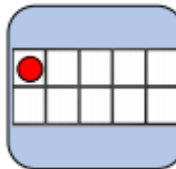
Turn over one card. What number is shown on the ten frame?
 How many more counters would you need to make 10?
 Go and find that numeral as quickly as you can.

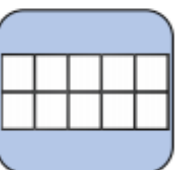


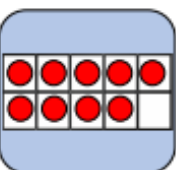


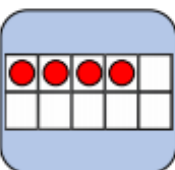


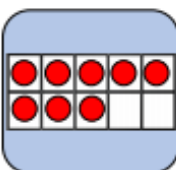


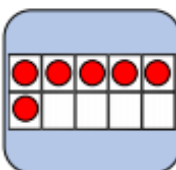















W/C 1st March 2021

Read Write Inc Lesson

You are in Phonics group 1A

Youtube video: Set 1 Speed Sounds

Book level: Pink

Notes

Handwriting practice

a b c d e f g h i j k l m n o p q r
s t u v w x y z


W/C 1st March 2021

Phonics

Day 4	<p>Speed Sounds: m, a, s, d, t, i, n, p, g, o, c, k, u, b, f, e, l, h, r, j, v, w, y, z, x. Practise any sounds your child does not remember.</p> <p>Fred Games: Fred's Toy Box: <i>doll, car, pen, ball</i></p> <p>Learning to Blend - use letter cards, magnetic letters or write the words and practice 'Fred Talking' the sounds and then saying the word: <i>rat, vet, win, fun</i></p>
-------	---

World Book Day

Today is World Book Day! Let's celebrate books together! You can complete some activities found at the back of the booklet or perhaps you could dress up as your favourite character from a story!



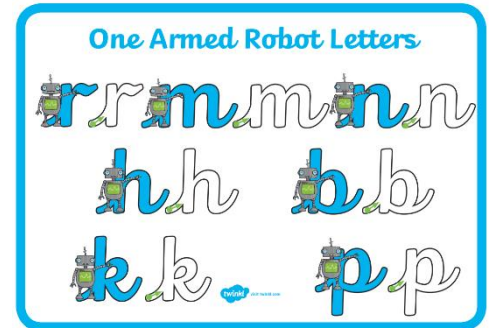
W/C 1st March 2021

Day 5

English

Today we are going to practise our handwriting.

Watch Mrs. Ingrouille's video to learn how to form each letter.



Maths

Please watch the White Rose video (Session 5) and look at the activity. <https://whiterosemaths.com/homelearning/early-years/building-9-10-week-2/>

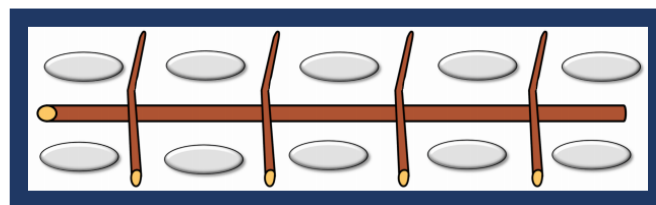
Draw a picture or write down what you did.



#MathsEveryoneCan



Ask a helper to hide 10 objects.
Make a giant ten frame on the floor.
You could use sticks, masking tape or even chalk outside.



Go on a hunt to find the objects.
As you find the objects, put them in your ten frame.
How many have you found so far?
How many more do you need to find?

W/C 1st March 2021

Read Write Inc Lesson

You are in Phonics group 1A

Youtube video: Set 1 Speed Sounds

Book level: Pink

Notes

Handwriting practice

a b c d e f g h i j k l m n o p q r
s t u v w x y z

Phonics

<p>Day 5</p>	<p><i>Speed write: say the sounds (below) to your child and then they write down what you have said. Show them the sound afterwards so that they can check their own work.</i></p> <p><i>m, a, s, d, t, i, n, p</i></p>
--------------	---

World Book Day Activities

Make Your Own Books

You can make fantastic books from just single sheets of paper. Here are four ideas, ranging from simple to complex for pupils from Foundation to KS4.

Basic folding for all books

1

In the landscape position fold paper in half.

2

Fold in half again.

3

Open this fold.

4

With the fold at the top fold downwards in half.

5

Open the sheet.

6

You have eight rectangles.

You can make hundreds of different books from these eight rectangles.

These fantastic book-making ideas have been created exclusively for World Book Day by Paul Johnson. Paul is director of the Book Art Project, the main aim of which is raising standards of writing through the book arts.

Details about his INSET courses for teachers, workshops for children and publications can be found at: bookart.co.uk, or contact him directly at pauljohnson@bookart.co.uk

Make Your Own Books

FOUNDATION

Make a SIX-PAGE BOOK: *My Friends and Family*

Using A4 paper follow the instructions for the basic folding on p.1.

1

Fold the open sheet in half to A5. On the folded edge draw a line to the middle crease.

2

Teaching simple scissor-cutting skills: children hold the paper with the fold touching their tummies. Help them cut the pencil-drawn line.

3

Open the whole sheet.

4

Fold in half lengthways.

5

Push the left and right edges inwards. A box will appear in the middle.

6

Push to a cross.

7

Fold down to a six-page book.

CONTENT IDEA


On each of the six pages, children can draw and caption a friend or member of their family.

Find more of Paul Johnson's great book-making ideas at worldbookday.com/resources or bookart.co.uk

W/C 1st March 2021

Book Cover Design

Design a new cover for your favourite book.




World Book Day Scavenger Hunt

Choose some of your favourite books. Then, look in the books for the items below. Tick the boxes when you find them.



witch



fish



teddy
bear



frog



pond



castle



elephant



jungle



king



magic
wand




How many of the items did you find?



W/C 1st March 2021

Listen and Colour Activity

Drawing sheet



Listen and Colour Activity

Instruction sheet

1. Draw a line under the circle.
2. Draw a star next to the triangle.
3. Put blue dots on the square.
4. Draw a line above the star.
5. Colour the heart green and yellow.
6. Draw a cross above the arrow.
7. Draw a square under the moon.