



# Russell Street School



## Nursery – Summer 1- Theme: Occupations

### Literacy

Our focus will be on Nursery rhymes related to occupations such as 'Miss Polly Had a Dolly' and 'Five Currant Buns'.

We will be learning to write our name using a cursive style. Some of us might be ready to practise writing our whole name. Some of us will learn some of the letters in our names. We will be drawing five currant buns and creating our own versions of rhymes such as 'Five Little Spotty Dogs' using the rhyme 'Five Little Speckled Frogs'.

### Mathematics

We will be counting regularly including in our daily circle time sessions when we count how many children are in our group. We will continue to develop our number skills through activities such as counting five pennies and taking one penny away every time someone buys a currant bun.

We will make feelings characters using shapes (using Mr Men stories for ideas) during 'Miss Polly Had a Dolly' week.

When we learn about scientists, we will fill containers with coloured water in the water tray, focussing on full, half-full and empty.

### Physical Development

As well as having access to the equipment in our Early Years garden to develop our physical skills we will learn to move in a range of ways, such as slithering, shuffling, rolling, crawling, walking, running, jumping, skipping, sliding and hopping.

We will continue to develop our fine-motor control through the programme 'WriteDance in Nursery'. We will use syringes in our water tray science lab to develop our fine motor development.

### Communication and Language

Grandma Fantastic will teach us the word occupation,

We will focus on asking questions. Grown-ups, who have different occupations, will visit us and we will ask questions we want to find out the answer to.



### Personal, Social and Emotional Development

We will be continuing our whole school approach to PSE called 'Jigsaw'. The focus this half term will be on 'Healthy Me'.

We will continue our 'All About Me' Sessions and the children will take turns to share something from home with their group.

We will have the opportunity to be more outgoing towards unfamiliar people when we have visitors in nursery.

### Expressive Arts and Design

**Exploring media and materials:** As always, we will have access to a range of construction kits. We will be singing nursery rhymes and using the parachute to play games in the Early Years garden.










**Being imaginative:** We will be making a junk model emergency vehicle and making salt-dough fossils when we talk about the occupation of a palaeontologist. We will have the opportunity to draw a bowl of fruit in our 'Healthy School Week', which will give us the chance to develop our observational drawing skills.




### Understanding the World



**The world:** We will be pond dipping in our school pond and looking closely at water snails and newts. We will be developing our understanding of growth, decay and changes over time when we talk about dinosaurs.

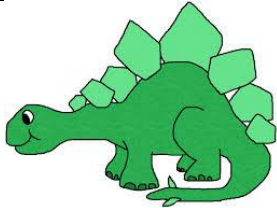

**People and Communities:** We will visit the bakery in Stony Stratford and learn about the occupation of a baker

**Technology:** We will continue to develop our ICT skills. We will be using 2City on 'PurpleMash' to create different scenarios such as a doctor surgery by clicking and dragging the different items on to the scene on the screen.

	<p>Occupations</p>	<p>English / Maths</p> 	<p>New Vocabulary</p> 	<p>CLL</p> 	<p>PSED</p> 	<p>UW</p> 	<p>PD</p> 	<p>CD</p> 
1	 <p>Miss Polly had a dolly – doctors/hospital</p>	<p><u>Reading</u></p> <p>Voice sounds = sounds to go with rhyme – cough, ringing on phone, knock on door, rat a tat tat</p> <p><u>Shape, Space and Measures</u></p> <p>Create feelings characters using shapes – link to Mr Men</p>	<p>Thinking – plan, suggestion, idea, strategy (in relation to feelings)</p>	<p><i>Joins in with repeated refrains and anticipates key events and phrases in rhymes and stories.</i></p>	<p>Aware of feelings – feelings games linked with sad and being poorly</p> <p>Jigsaw Healthy Me Lesson 1</p>	<p>Mini-Mash = 2City - Doctor</p>	<p><i>Over the five weeks:</i></p> <p><i>Moves freely and with pleasure and confidence in a range of ways.</i></p> <p><b>Skipping</b></p>	<p>Paint emotions – circle provided at easel</p> <p>Create a ‘feelings character) Show mood monsters.</p>
2	 <p>5 Currant Buns - Baker</p>	<p><u>Writing</u></p> <p>Draw 5 currant buns and attempt numerals 1-5</p> <p><u>Number and Shape, Space and Measure</u></p> <p>Focus on 1-5/5 pennies</p>	<p>Tasting – delicious, scrumptious and tempting</p>	<p>Drawing 5 buns.</p> <p><i>Is able to follow directions.</i></p>	<p>Bakery visit in small groups</p> <p><i>Can usually adapt behaviour to different events, social situations and changes in routine.</i></p> <p>Jigsaw Healthy Me Lesson 2</p>	<p>Bakery visit</p> <p><i>Shows interest in different occupations and ways of life.</i></p>	<p><b>Jumping</b></p>	<p>Paint 5 currant buns.</p>

3	 <p>Five Speckled Frogs/Oi Frog - Vets</p>	 <p><u>Reading</u></p> <p>Focus on rhyme</p> <p><u>Number</u></p> <p>Focus on 1-5</p>	<p>Action – change, grow, alter, difference (in relation to animals)</p>	<p>Adult-Led Activity (frogs <u>on</u> logs)</p> <p><i>Shows understanding of prepositions such as 'under', 'on top', 'behind'</i></p>	<p>Link to treatment of animals</p> <p><i>Aware that some actions can hurt or harm others.</i></p> <p>Jigsaw Healthy Me Lesson 3</p>	<p>Life-cycle of a frog</p> <p>Pond dipping</p> <p>Mini-Mash = 2City - Vets</p>	<p><b>Hopping</b></p>	<p>Frog painting (with hand-print)</p>
4	 <p><b>Healthy Schools</b></p> <p>Five Little Ducks and The Ugly Duckling</p>	<p><u>Writing</u></p> <p>Adult-Led Activity</p> <p>Create a shopping list of healthy fruits and vegetables (pictures in list format – adult to scribe for child – some children may want to copy word)</p>	<p>Link to The Ugly Duckling story = cygnet, beautiful, elegant, graceful</p>	<p>Talking circles – Fruit is good for us <b>because</b></p> <p><i>Beginning to use more complex sentences to link thoughts (e.g. using and, because).</i></p>	<p>Adult Led Activity</p> <p>Shopping Game</p> <p><i>Take turns and share resources, sometimes with support from others.</i></p> <p>Jigsaw Healthy Me Lesson 4</p>	<p>Healthy eating</p> <p><i>Eats a healthy range of foodstuffs and understands need for variety in food.</i></p>	<p><b>Running</b></p>	<p>Observational drawing of fruit</p>

5	 <p>London's Burning – Fire-fighter</p>	<p><u>Reading</u></p> <p>Focus on rhyme</p> <p><u>Space, Shape and Measures</u></p> <p>Go on a shape walk - Shows interest in shapes in the environment.</p>	<p>Side, edge, corner, curved, straight</p>	<p>Shapes</p> <p>Extends vocabulary, especially by grouping and naming.</p>	<p>Shopping game (independently)</p> <p>Jigsaw Healthy Me Lesson 5</p>	<p><i>Shows interest in different occupations and ways of life – visit from fire service?</i></p>	<p><b>Crawling – through tunnels</b></p>	<p>Junk model - emergency vehicle</p>
6	 <p>Scientists</p>	<p>Focus on rhyme and alliteration (super scientists)</p> <p><u>Space, Shape and Measures</u></p> <p>Capacity – capacity containers with coloured water in water tray (focus on full, half full and empty)</p>	<p>Alliteration</p>	<p>Asks questions – What would you want to ask a scientist?</p> <p>What do you want to ask...?</p>	<p>Visits from grown-ups (different occupations)</p> <p><i>Is more outgoing towards unfamiliar people.</i></p> <p>Jigsaw Healthy Me Lesson 6</p>	<p>Shoe box – different materials inside</p> <p><i>Children know about similarities and differences in relation to materials</i></p>	<p>Use syringes in the science lab!</p>	<p>Create a textured collage</p>

7	  <p>Dinosaurs or Builders – Non-Fiction</p> <p>Children's interests</p>	<p>Touching – solid, firm, inflexible (in relation to salt dough when put in the oven)</p>	<p><u>Reading</u></p> <p>Dinosaur facts or builders non-fiction (e.g. building site signs)</p> <p>information - form of print.</p> <p><u>Maths</u></p> <p>Knows that a group of things changes in quantity when something is taken away.</p>	<p>All About Me Sessions</p> <p><i>Listens to others in small groups.</i></p>	<p>All About Me Sessions</p> <p><i>Confident to talk to and will communicate freely about own home and community.</i></p>	<p>Purple-Mash = dinosaur (2Paint) or Simple City – construction site</p>	<p>Chasing games - tag</p> <p><i>Runs skilfully and negotiates space successfully, adjusting speed or direction to avoid obstacles.</i></p>	<p>Salt dough fossils – dinosaur figures printed in salt-dough print (link to cement – soft then hard)</p>
---	--	--	--	---	---	---	---	--